

Visual Label Inspection


LabelSecure

100% Label Security

Checks the correct allocation of labels

*Checking of presence,
position and
orientation of labels*

*Matching of the labels
from above and below*



*Reads information such as
characters and codes in all
directions (omnidirectional)*

Logo recognition

LabelSecure...

LABELSECURE IS COMPATIBLE WITH NUMEROUS PACKAGING TYPES AND CAN BE USED FOR A GREAT NUMBER OF TASKS.

The Bizerba LabelSecure vision inspection system automatically checks label position and texts. Bizerba LabelSecure can be integrated in conveyor lines with dynamic checkweighers. Thereby offering a high level of flexibility and adaptability to existing systems.

Used with an inline dynamic checkweigher the system will add another level of protection on your production line. Consider the Dynamic checkweigher CWEmaxx. The system will checkweigh and reject any over filled and under filled packages. In addition, the vision inspection system performance is impressive, automatic control of label position, texts and film colour. Any packages that do not conform to the programmed or set criteria will be rejected. Also, package sizes and bar codes are verifiable. All packages that fall outside of the date range set up in the Vision Inspection System will be rejected, Ensuring out of date or short sell by dated products do not reach your customers. Furthermore, complete process control and complete transparency ensured by statistical reporting. No more incorrect packages at the end of the production ramp. In terms of compliance with production requirements, you are protected. For more information on the Bizerba range of products and services contact us today. Matching your production line the LabelSecure is available as an In line solution or as an offline solution.



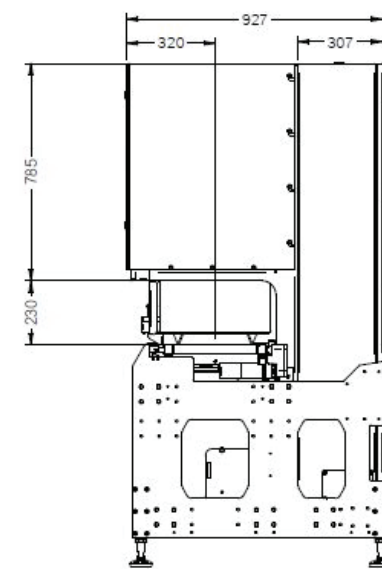
HIGHLIGHTS of the LabelSecure

- Software for complete tracking of all products: Saving of images incl. date and time, counter, production and machine logbook
- Prevents incorrectly labeled packages in retail
- Suitable for many packaging types

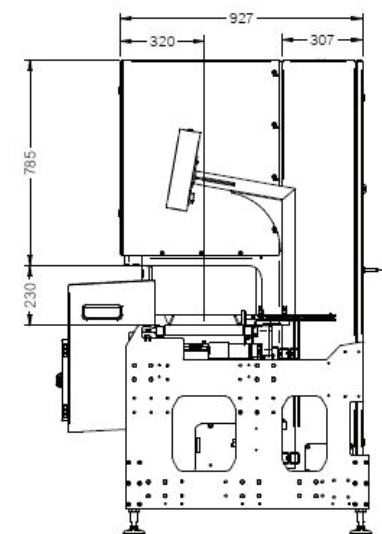
inline versions

- Touchless and non-destructive quality control of labels
- Safe and easy operation:
- Intuitive user interface
- Setting and adjusting parameters via remote control
- Automatic product changes

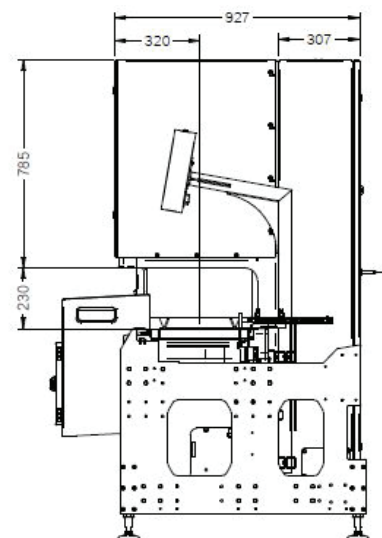
Dimensional drawings



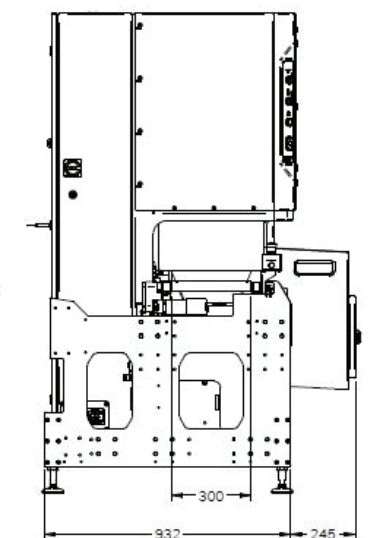
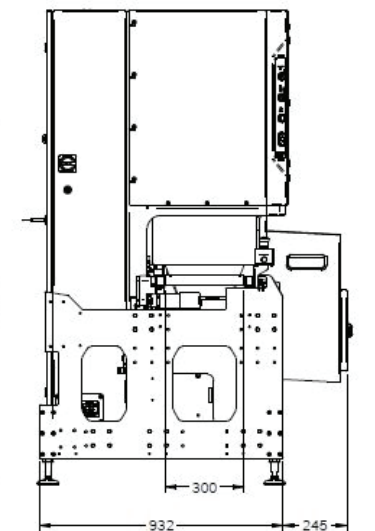
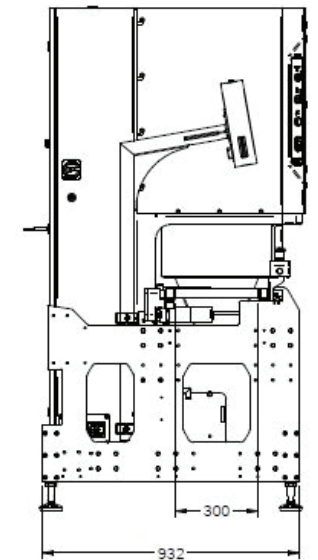
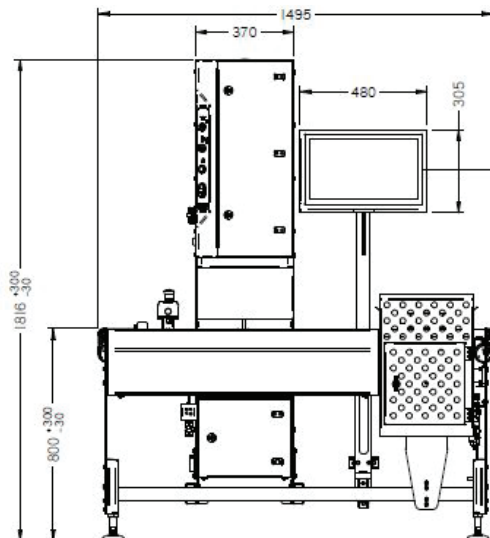
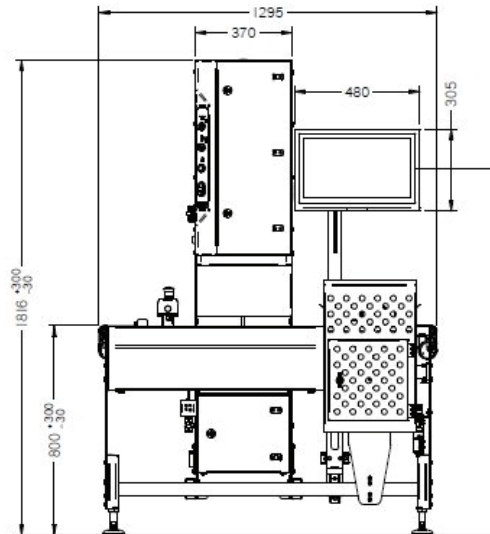
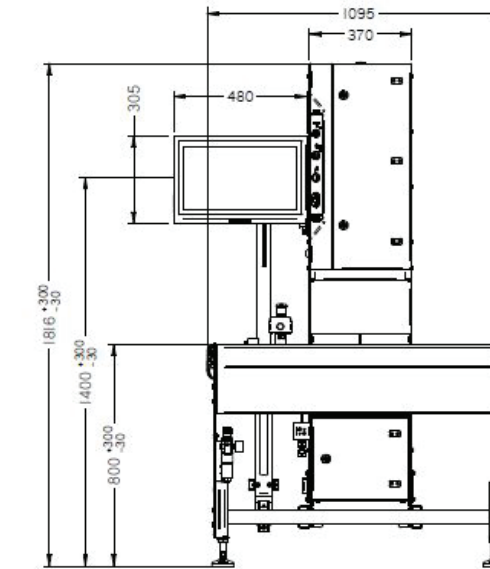
LabelSecure G2 L 500/500

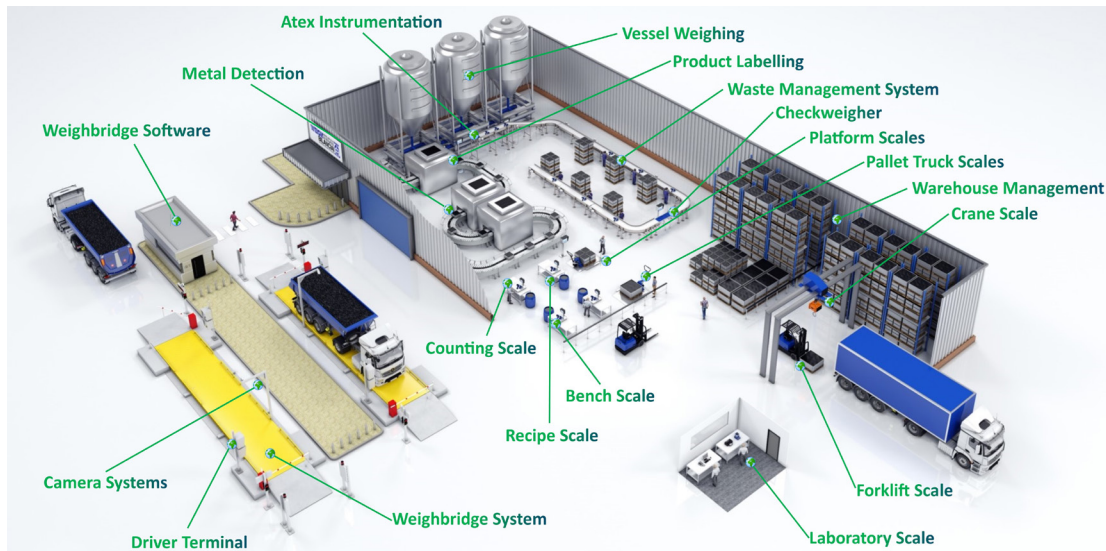


LabelSecure G2 L 500/700



LabelSecure G2 L 500/900





GlobeWeigh providing TOTAL SOLUTIONS

FROM WEIGH PRICE LABELLERS TO WEIGHBRIDGES TO BENCH SCALES

Globeweigh's skilled engineers are trained to support a diverse range of weighing equipment from laboratory balances through to weighbridges. Our core philosophy is based on identifying and remedying any potential problems ahead of time, thereby optimising your equipment 'uptime'. Contact us to find out more about service and support programs for automatic and

non-automatic weighing equipment and instrumentation including:

Weighbridges, Bench scales, Floor scales, Counting scales, Weigh price labellers, Pallet truck scales, Forklift truck scales, Crane scales, Laboratory scales, Hopper scales, Tank & silo weighing systems, Mechanical scales, Axle weighers and Check weighers.

Comprehensive Service & Support

KEEPING YOUR CRITICAL WEIGHING EQUIPMENT IN TIP-TOP CONDITION

We appreciate and understand the importance of a well defined and implemented service and maintenance program. Your equipment and installation have their own specific requirements and will only perform as well as the maintenance program you have in place. Our support packages are designed to suit your exact needs, giving you time to focus on the efficient running of your business, without having to worry about breakdowns. Service visits are arranged to suit your company's working pattern and we can fit in with scheduled shutdowns or plan visits during evenings and week-ends. If your equipment is used more extensively at certain times of the year

due to seasonal influences, we will assess this and provide a plan that is just right for your business.

SERVICE AND SUPPORT – WHEN AND WHERE YOU NEED IT!

Globeweigh offers a comprehensive service, calibration and support capability for a wide range of industrial weighing equipment throughout Ireland. We support both our own and other manufacturers' weighing equipment, and packages can be tailored to meet your specific operational and fiscal requirements. **Service is available from our centres in Armagh and Cork, with 24 hour cover also available for companies operating around the clock and at weekends.**

- 🌐 Coverage for public & bank holidays
- 🌐 Priority four hour response time

- 🌐 Coverage for week-ends
- 🌐 24 hour telephone support



NSAI Authorised Verifiers



Directive 2014/31/32



ISO 9001:2015 Quality



ISO 45001:2018 Health & Safety



ISO 14001:2015 Environmental

complete END OF LINE SOLUTIONS

VARICON+:
Metal detector



GLS/INTUITY: Metal detection coils



XRE-D: X-ray inspection system



ClassCheck: Vision inspection system



CleanCut: Linerless Labelling



ARMAGH OFFICE: 118 Portadown Road, Mullavilly, Co. Armagh BT62 2JX **CALL:** 028 38840714

CORK OFFICE: Unit 3, Airport East Business & Technology Park, Farmer's Cross, Cork **CALL:** 021 4318388



www.globeweigh.com | sales@globeweigh.com

