



innovative solutions...
exceptional service

WEIGHBRIDGE

SOFTWARE

SOFTWARE FEATURES:

- Control every element of the weighing process and data handling
- User configurable reporting
- Legal for trade
- NO annual licensing fees
- Fully configurable
- Integrates easily with 3rd party software




Armagh Office:
118 Portadown Road, Mullavilly,
Co. Armagh BT62 2JX
Call: 028 38840714

Cork Office:
Unit 3, Airport East Business & Technology Park,
Farmer's Cross, Cork
Call: 021 4318388

POWERFUL WEIGHBRIDGE SOFTWARE

GlobeWeigh Software has been developed to be an extremely cost-effective, flexible solution for a broad range of industries. From a PC based system with an operator to a touchscreen driver operated system, GlobeWeigh can provide a system that enables you to carry out a variety of industry-specific tasks depending on the modules supplied.



SOFTWARE FEATURES

- Record all incoming load and outgoing loads
- Produce a comprehensive weighbridge docket containing details of customer, product, vehicle, CE Marking etc.
- Record similar transactions which are not weighing but are measured in units of quantity and volume
- Generate a range of management reports for business analysis
- Amend and reprint old dockets quickly and easily
- Integrate with accounts packages such as Sage with invoicing and pricing
- Legal for trade
- No annual licensing fees

ID	Product Code	Description	In	Out	Block	UOM	Weighted	Rate	VAT	Nominal Code	CE	CE Certificate Year
87	817	10mm Marshall Run	No	Yes	No	Tonnes	Yes	83.00	1	52010		
189	8075	14mm Blin Course	Yes	Yes	No	Tonnes	Yes	59.50	1	52010		
188	842	14mm LC CHPS	Yes	Yes	No	Tonnes	Yes	25.00	1	52010		
86	819	14mm Marshall Run	No	Yes	No	Tonnes	Yes	83.00	1	52010		
72	840	14mm PC (GREY)	No	Yes	No	Tonnes	Yes	48.50	1	52010		
46	836	20mm ARC PC	No	Yes	No	Tonnes	Yes	45.50	1	52010		
189	843	20mm LC CHPS	No	Yes	No	Tonnes	Yes	24.50	1	52020		
87	835	20mm PC (GREY) 60 PSV	No	Yes	No	Tonnes	Yes	47.50	1	52010		
74	846	6mm DRY RED CHPS	No	Yes	No	Tonnes	Yes	60.00	1	51060	2016	GB10/1673
185	841	6mm LC CHPS	No	Yes	No	Tonnes	Yes	24.50	1	52010		
85	816	6mm OPEN TIC	No	Yes	No	Tonnes	Yes	61.50	1	52010		
77	809	AC 10 O Surf	No	Yes	No	Tonnes	Yes	59.50	1	52010	2016	GB10/1673
80	811	AC 10mm C Surf	No	Yes	No	Tonnes	Yes	58.50	1	52010	2014	GB10/1673
78	810	AC 14 C Surf	No	Yes	No	Tonnes	Yes	58.50	1	52010		
79	810C	AC 14mm ENT	No	Yes	No	Tonnes	Yes	60.50	1	52010		
57	807	AC 20 D Blind	No	Yes	No	Tonnes	Yes	53.50	1	52010	2014	GB10/1673
58	807E	AC 20 D ENTR	No	Yes	No	Tonnes	Yes	55.50	1	52010		
59	807H	AC 20 HCM	No	Yes	No	Tonnes	Yes	55.50	1	52010		
54	803	AC 20 Open Blind	No	Yes	No	Tonnes	Yes	51.50	1	52010		
53	802	AC 22 D BASE	No	Yes	No	Tonnes	Yes	51.50	1	52010		
168	806	AC 32 Dense Blin	No	Yes	No	Tonnes	Yes	53.50	1	52010		

REPORTING

Reporting can be done via an extensive report search or a simple report search giving the following:

- EPA source report by County/City where appropriate – by date range
- Daily reports showing all transactions with prices and totals
- Client reports – by date range
- Product reports – by date range
- Vehicle reports – by date range
- Driver reports – by date range
- Daily Stock – In/Out summary

Reports can be exported in excel and pdf which can be emailed direct from the software or scheduling can be set up to do it automatically.



DRIVER TERMINALS

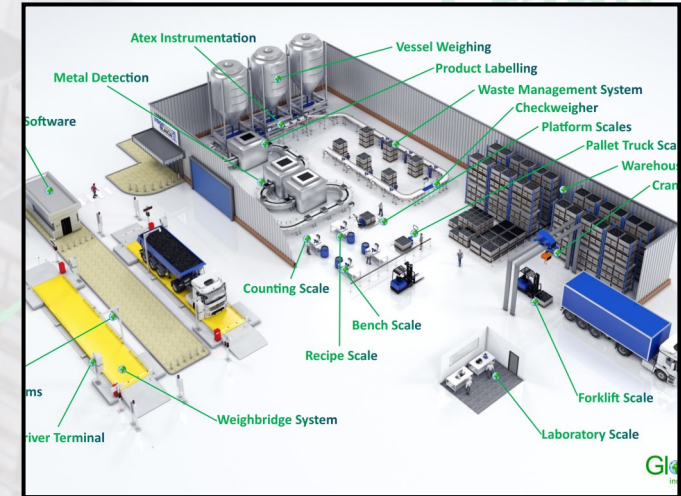
Our Driver terminals come with touchscreen monitors up to 17" enclosed in a stainless steel unit which can be pole mounted.

Options include:

- 80mm tally roll printer
- Intercom (video functionality option)
- Password protected
- Card readers
- Fob readers
- ANPR link up
- Remote location connectivity (internet required)
- Can be linked to external software packages

GIVING FULL TRACEABILITY

Traceability and accountability is essential in business and with GlobeWeigh software you can have peace of mind that when vehicles are weighed the transaction can be traced through to invoice stage. This can incorporate anything from a photo being taken of the vehicle on the weighbridge when it is weighed to your driver having an app or PDA to get customer signatures on site.



AUTOMATION

In an ever demanding world it is critical that a weighbridge can be operated 24hours a day and be integrated with other systems.

GlobeWeigh can provide every component for a fully unmanned/automated weighing process. As the Ireland's largest manufacturer of weighbridges we have the resources to be your one stop shop for specialist advice, planning, hardware, software, installation and support.

Our systems allows for information to be received and sent from other packages such as ERP's, account systems, process control systems and PLC's.

AUXILIARY EQUIPMENT

The Software can be integrated with auxiliary equipment as follows:

- ANPR Cameras
- Traffic Barriers
- Traffic Lights
- Touchscreens
- RFID Reader
- Driver Signature Pad
- Camera's for still images
- PDA hand held units

TOTAL SOLUTIONS

At GlobeWeigh we also offer a wide range of software solutions suitable for various industries as follows:

Factory

- Warehouse management
- Factory integration
- Production planning

Food

- Full Factory Solutions
- Traceability, OEE and Quality Management Systems
- Van sales
- Recipe weighing

OUR SERVICES

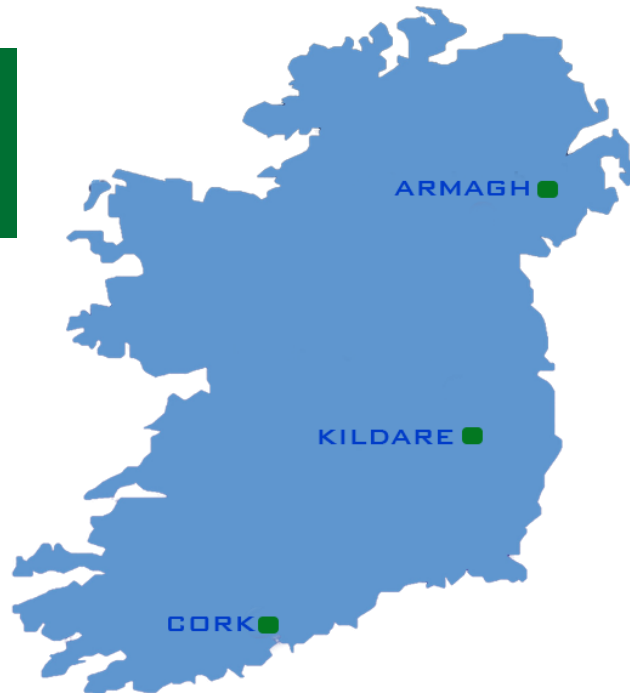
Comprehensive service and support – when and where you need it!

Globeweigh offers a comprehensive service, calibration and support capability for a wide range of industrial weighing equipment throughout Ireland. We support both our own and other manufacturers' weighing equipment, and packages can be tailored to meet your specific operational and fiscal requirements.

Service is available from our centres in Armagh, Kildare and Cork, with 24 hour cover also available for companies operating around the clock and at weekends.

KEEPING YOUR CRITICAL WEIGHING EQUIPMENT IN TIP-TOP CONDITION

**24/7
SERVICE**



We appreciate and understand the importance of a well defined and implemented service and maintenance program. Your equipment and installation have their own specific requirements and will only perform as well as the maintenance program you have in place. Our support packages are designed to suit your exact needs, giving you time to focus on the efficient running of your business, without having to worry about breakdowns.

Service visits are arranged to suit your company's working pattern and we can fit in with scheduled shutdowns or plan visits during evenings and week-ends. If your equipment is used more extensively at certain times of the year due to seasonal influences, we will assess this and provide a plan that is just right for your business.

- Coverage for all public and bank holidays
- Coverage for week-ends
- Priority four hour response time
- 24 hour telephone support



ISO 9001:2015 Quality



ISO 45001:2018 Health & Safety



ISO 14001:2015 Environmental



NSAI Authorised Verifiers



Directive 2014/31/32

We are certified for the self verification (SV) of NAWI's (non-automatic weighing instruments) and MID (automatic weighing instruments)

FROM WEIGH PRICE LABELLERS TO WEIGHBRIDGES TO BENCH SCALES

Globeweigh's skilled engineers are trained to support a diverse range of weighing equipment from laboratory balances through to weighbridges. Our core philosophy is based on identifying and remedying any potential problems ahead of time, thereby optimising your equipment 'uptime'. Contact us to find out more about service and support programs for automatic and non-automatic weighing equipment and instrumentation including:

Weighbridges, Bench scales, Floor scales, Counting scales, Weigh price labellers, Pallet truck scales, Forklift truck scales, Crane scales, Laboratory scales, Hopper scales, Tank & silo weighing systems, Mechanical scales, Axle weighers and Check weighers.

WWW.GLOBEWEIGH.COM

Armagh: 028 38840714
Cork: 021 4318388

sales@globeweigh.com