

MART WEIGHING SYSTEM

KEY FEATURES:

- Goal Post System for accurate and reliable weighing
- Improve's accuracy, efficiency and effectiveness
- Full communication throughout the mart
- Weighing systems and displays designed for Mart Environment
- User friendly system
- Full traceability and capturing of sales data



Armagh Office:

118 Portadown Road, Mullavilly,
Co. Armagh BT62 2JX
Call: 028 38840714

Cork Office:

Unit 3, Airport East Business & Technology Park,
Farmer's Cross, Cork
Call: 021 4318388

THE GLOBEWEIGH SYSTEM IS DESIGNED




MULTI ANIMAL WEIGHERS

Throughout the marts in Ireland GlobeWeigh have provided heavy duty industry weighing systems.

On these weighing systems GlobeWeigh have developed a tried and tested system of overhead load cells. With this system there are no issues with dirt build up, in turn providing continuous reliability.

The GlobeWeigh system is designed specifically for the mart industry. Our success is built on our ability to respond quickly to the constantly changing needs of our clients and their customers.



OVERHEAD LOAD CELLS

All mart system's are designed using a goal post system. All load cells are Stainless steel IP68 protected suitable for washdown.

The GlobeWeigh overhead load cell system provides consistent and reliable weights and the technology and dependability helps improve the day to day running of mart's.



WEIGHING

Globe partner with Europe's leading scale manufacturers to ensure high quality scales are used for our projects. Accuracy is required to ensure correct weighing along with the scales being robust and our recommendations are not biased but project focused.

Globeweigh have written a number of weight indicator drivers for devices. All the Bizerba range of weight indicators are included.

Scales used for average weight sampling will be **trade approved**.

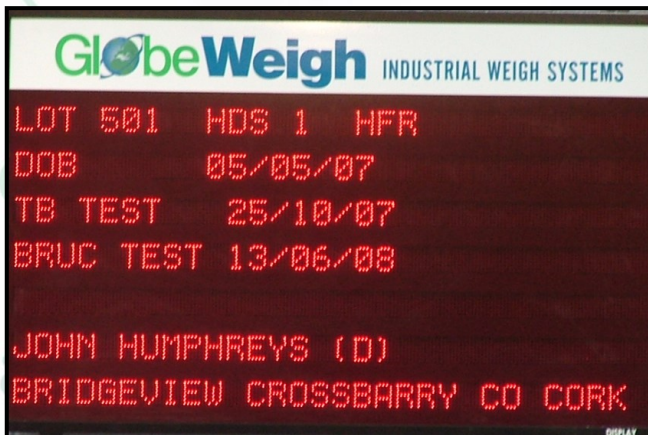
Globeweigh can provide multi station sampling system to control samples off line.

SPECIFICALLY FOR THE MART INDUSTRY



RING MASTER TERMINALS

At the beast weigher a ring master terminal is available to capture the animal details. At this point the lot number, the number of animals and the weight of the animals is enter. This information can then be sent to the rostrum system or a back office system.



MECHANICAL CONVERSIONS

GlobeWeigh also offer a mechanical upgrade, converting your current system to a digital load cell and digital read out replacing the mechanical dial system.

This provides a more efficient system automatically sending information to a PC systems or a large multi line data display.

All our equipment is heavy duty, IP68 water protection for washdown, and calibrated to suit the markets requirements.



IN HOUSE TEAM

GlobeWeigh have a team of both in house software developer's and hardware engineer's. Our team is lead by a team with a combined experience of over 100 years in software and hardware giving you confidence that we will deliver a turn key package tailored to your requirements.

Based in both Mullavilly, Co. Armagh and Farmer's Cross, Cork we have engineers strategically placed across the country to provide with software support supported via online portals.



OUR SERVICES

Comprehensive service and support – when and where you need it!

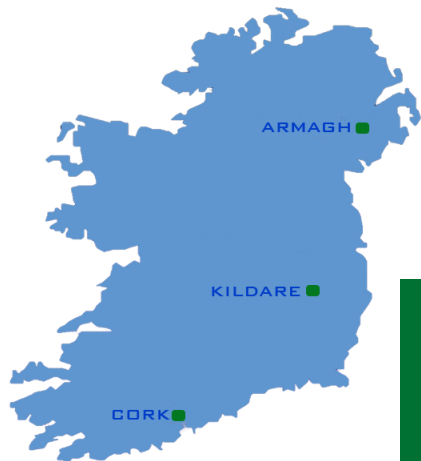
Globeweigh offers a comprehensive service, calibration and support capability for a wide range of industrial weighing equipment throughout Ireland. We support both our own and other manufacturers' weighing equipment, and packages can be tailored to meet your specific operational and fiscal requirements.

Service is available from our centres in Armagh, Kildare and Cork, with 24 hour cover also available for companies operating around the clock and at weekends.

KEEPING YOUR CRITICAL WEIGHING EQUIPMENT IN TIP-TOP CONDITION

We appreciate and understand the importance of a well defined and implemented service and maintenance program. Your equipment and installation have their own specific requirements and will only perform as well as the maintenance program you have in place. Our support packages are designed to suit your exact needs, giving you time to focus on the efficient running of your business, without having to worry about breakdowns.

Service visits are arranged to suit your company's working pattern and we can fit in with scheduled shutdowns or plan visits during evenings and week-ends. If your equipment is used more extensively at certain times of the year due to seasonal influences, we will assess this and provide a plan that is just right for your business.



- Coverage for all public and bank holidays
- Coverage for week-ends
- Priority four hour response time
- 24 hour telephone support

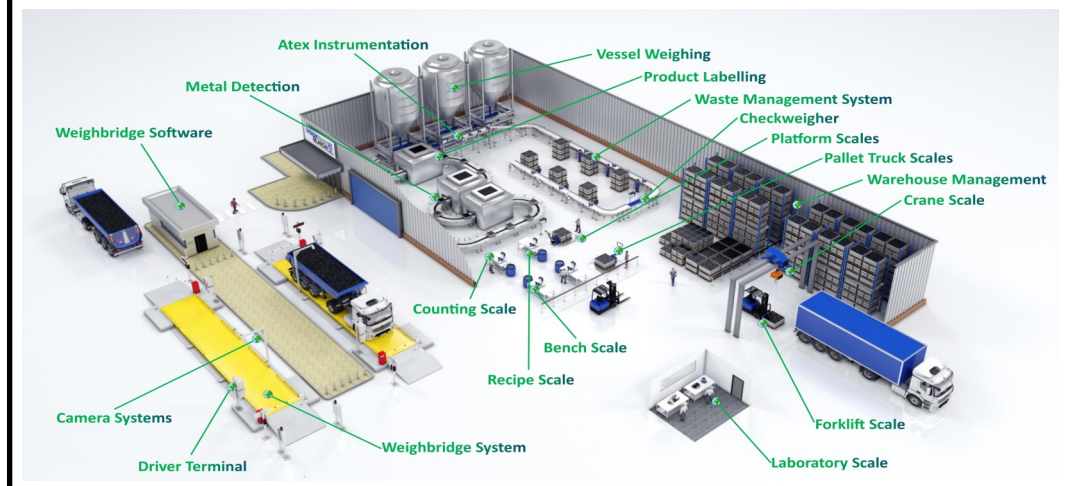
**24/7
SERVICE**

TOTAL SOLUTIONS

FROM WEIGH PRICE LABELLERS TO WEIGHBRIDGES TO BENCH SCALES

Globeweigh's skilled engineers are trained to support a diverse range of weighing equipment from laboratory balances through to weighbridges. Our core philosophy is based on identifying and remedying any potential problems ahead of time, thereby optimising your equipment 'uptime'. Contact us to find out more about service and support programs for automatic and non-automatic weighing equipment and instrumentation including:

Weighbridges, Bench scales, Floor scales, Counting scales, Weigh price labellers, Pallet truck scales, Forklift truck scales, Crane scales, Laboratory scales, Hopper scales, Tank & silo weighing systems, Mechanical scales, Axle weighers and Check weighers.



ISO 9001:2015 Quality



ISO 45001:2018 Health & Safety



ISO 14001:2015 Environmental



NSAI Authorised Verifiers



Directive 2014/31/32

We are certified for the self verification (SV) of NAWI's (non-automatic weighing instruments) and MID (automatic weighing instruments)

WWW.GLOBEWEIGH.COM

Armagh: 028 38840714
Cork: 021 4318388

sales@globeweigh.com